

2009

Health of Hertford County Report

Building a Healthier Community...

Disease Prevention

Health Protection



Health Promotion



Public Health
Prevent. Promote. Protect.



Everywhere. Everyday. Everybody.

Hertford County Board of Health

- ◇ Howard Hunter III, County Commissioner - Chairman
- ◇ Terry Hall, D.M.D.- Vice Chair
- ◇ Johnny Sessoms, PharmD
- ◇ William Stephens
- ◇ Westelle Cherry, RN, F.N.P.-Retired
- ◇ Lou Valazquez, PA-C
- ◇ Nettie Evans, RN, MSN
- ◇ Charles Reynolds
- ◇ Joselito Almario, MD

Hertford Partners For Health

- ◇ Walter Thomas, Co-Chair
- ◇ Viretta Vann, Co-Chair
- ◇ Susan Askew, Committee Co-Chair
- ◇ J.J. Beale, Committee Co-Chair
- ◇ Hope Eley, Committee Chair
- ◇ Rhonda Roscoe, Committee Chair
- ◇ Sandra Stephenson, Committee Chair

Hertford County Public Health Authority
<http://www.hertfordpublichealth.com>

This document provides a mid-cycle review of the priority health issues, determined during the 2007 Community Health Assessment; compiled and published by Hertford Partners for Health (HP4H). Over the past few years, Hertford Partners for Health, Hertford County Public Health Authority (HCPHA), and other community partners have worked to address several community concerns. This document summarizes the status of our combined efforts.



Separately, HCPHA and Hertford Partners for Health identified priorities to be addressed within the community; many of which overlapped. When combined, there are 11 health indicators that have been the focus of the two organizations over the past several years.

Community Health Priorities

Hertford Partners for Health (2007-2010)

- Chronic Disease
(*addresses Heart Disease, Obesity, Diabetes, & Stroke*)
- HIV & STDs
- Teen Pregnancy
- Cancer
(*addresses Breast & Prostate Cancers*)

HCPHA (2006-2009)

- Obesity
- HIV/AIDS
- Diabetes
- Preconception Health
(*addresses Infant Mortality & Teen Pregnancy*)
- Heart Disease
- Public Health Emergencies
(*i.e. Bioterrorism and Pandemic Influenza*)



Healthy Carolinians

Hertford Partners For Health (HP4H)

The Hertford Partners for Health is a certified collaborative community partnership whose purpose is to address the compelling health needs of Hertford County residents through needs assessment, resource identification, planning and implementation of intervention strategies.

In order to best address the priority health issues the Hertford Partners for Health develop action plans to encourage a more collaborative approach to addressing the identified health issues.

The Hertford County Public Health Authority was awarded a grant allocated by the North Carolina General Assembly, for Fiscal Year 2008-2009 to support the efforts of the Healthy Carolinians Partnership. The grant money was used to establish an Employee Wellness Program for county employees. The program served approximately 320 employees who were involved in a physical activity program. This grant also allowed the opportunity to implement three one-mile walking trails in Winton for use by county employees and the community. Each trail is color coded; red, blue, and yellow. The trails begin within a one block area of the county office buildings.

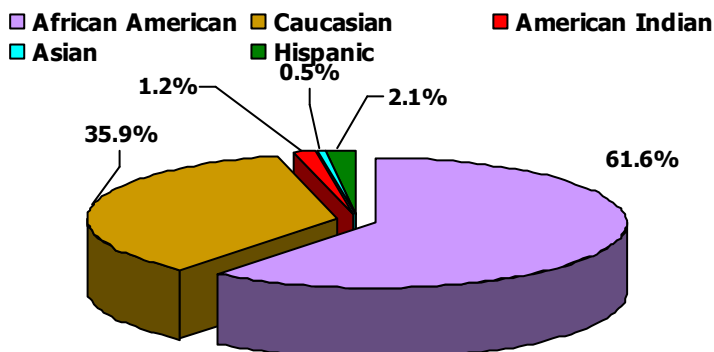
Hertford County At-A-Glance

<u>Demographics</u>	<u>Hertford County</u>	<u>NC</u>
Population, 2008 estimate	23,224	9,222,414
Population, 2000	22,977	8,049,500
White persons, 2008	35.9%	73.9%
Black persons, 2008	61.6%	21.6%
American Indian & Alaska Native persons, 2008	1.2%	1.3%
Asian persons, 2008	0.5%	1.9%
Persons of Hispanic or Latino origin, 2008	2.1%	7.4%
High school graduates, % of persons age 25+, 2000	65.6%	78.1%
Bachelor's degree or higher, % of persons age 25+, 2000	11.1%	22.5%
Per capita money income, 1999	\$15,641	\$20,307

*Data in bold print shows notable difference from the state.
Demographic data derived from www.bls.gov and www.census.gov

- The majority of the population in Hertford County is African American (AA). In the 2000 census, of the 100 counties in North Carolina **Hertford County was ranked 2nd in the state for percent of population African American.**
- The Hispanic population in Hertford County is very small compared to other NC counties. In the 2000 census, **Hertford County was ranked 78th in the state for percent of population Hispanic.**
- As of Dec 2008 there were 9,527 residents that made up the labor force (people who are able to work) in Hertford County. The average weekly wage was \$634 compared to North Carolina rate of \$793.

Hertford County 2008 Estimated Population Distribution By Race



Education

Drop Out Rate 2007-08:

Hertford Co.	2.02
State	4.97

Four-Year Completion:

Hertford Co.	46.9
State	70.2

- Over the last three years, Hertford County has experienced one of the largest decreases in dropout rates in the state. As its percentage of 9th -12th graders leaving school before graduation fell from 4.38 percent in 2003-04 to 2.95 percent in 2007-08.
- In 2007-2008, Hertford County's four year completion rate remained considerably lower than the state rate.
- Higher Educational resources located in Hertford County are Roanoke-Chowan Community College, Chowan University and Shaw University.

Socioeconomic

- As of Aug 2009 the unemployment rate was 9.6% compared to 10.4% for the state.
- The median income received in Hertford County for 2007 was \$30,549 compared to the states \$44,772.
- In 2007, 24.9% residents lived below the poverty level which is significantly higher than the state at 14.3%.
- As of the 2007-2008 data, 77.68% free and reduced lunch were recorded.

2008 Top three employers:

- Hertford County Public Schools
- Roanoke Chowan Hospital
- Nucor

Air Quality

Hertford County ranks highly as one of the cleanest/best counties in the US. For Carbon Monoxide emissions; Hertford County is in the 60th percentile (100th percentile being the cleanest).

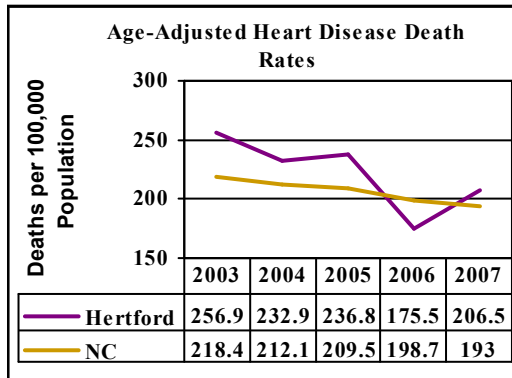
How Do these factors affect community's health:

Low-income families report fair or poor health, compared with 7 percent of workers in middle-income families. Low-income adults working a moderate amount are even more likely to have health problems, with 25 percent reporting fair or poor health.

Priority: Heart Disease

Analysis:

- There were 49 deaths due to heart disease in 2007 compared to 64 in 2006.
- The rate increased from 2006 to 2007, placing Hertford County above the state rate.
- From 2003-2007, Hertford County's average death rate was 214 compared to the state at 211.
- Heart disease is the #2 cause of death in Hertford County.
- 2003-2007 heart disease death rates show the rates are clustered in eastern N.C



Priority Obesity

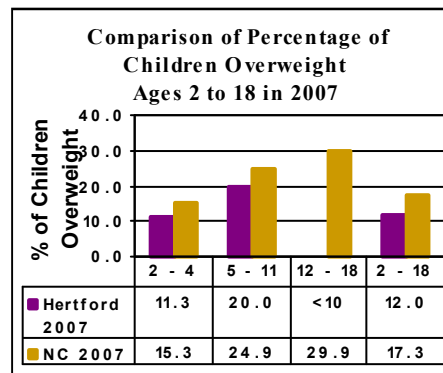
Analysis:

- Out of the 416 children assessed in 2007, 50 children ages 2-18 were found to be overweight.
- In 2007, \$2,128,955 (approximately 8%) of total dollars spent on Hertford County Medicaid were attributed to overweight and obesity.



How Changes Can Be Made

- Increase Awareness
- Change Behavior
- Create Policies and Environments that Promote and Support Physical Activity and Healthy Eating



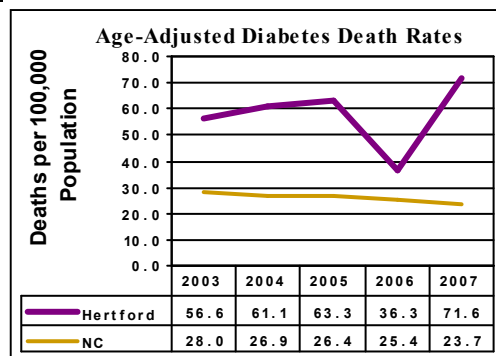
*Data extracted from NC NPASS www.eatsmartmovemorenc.com

**Only data assessed through HCPHA WIC and Child Health Services are reported, and not always provided for all age groups.

Priority: Diabetes

Analysis:

- There were 17 deaths due to diabetes in 2007. (9 AA, 8 White).
- There were 12 deaths in 2006.
- The Diabetes death rate in Hertford County continues to place above the state's rate.
- For the average from 2003-2007, Hertford County's death rate was 54 compared to the state at 26.
- Average hospital stay in 2007 was 5.1 which was slightly higher than the state rate of 4.9.
- In 2007 the average cost for hospital stay for diabetes was \$2,784 which is lower than the average state rate of \$3,344.



Addressing Chronic Disease in Hertford County

HCPHA

- NC Eat Smart, Move More Health Promotion Initiative
- Diabetes Prevention activities in local African American Churches, Barber Shops, and Hair Salons
- Marked walking trails at local churches and schools
- Youth Tobacco Use Prevention and Cessation Program

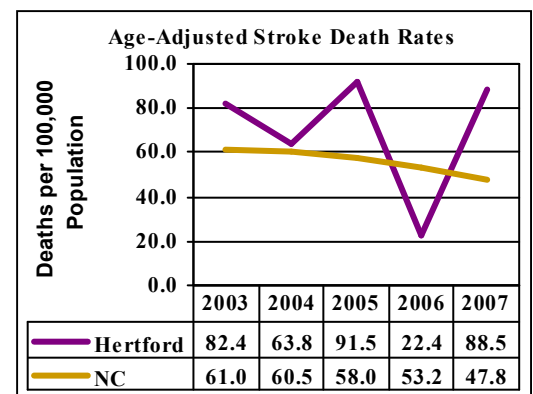
HP4H

- News release regarding increasing obesity rates among children
- Signage for walking trails at local churches and schools
- Healthy food option availability in schools and churches
- Employee Wellness Committee for County Employees

Priority: Stroke

Analysis:

- There were 11 deaths in Hertford County due to strokes in 2007. Over 80% of these deaths were minorities (9 AA, 2 White). There were 8 deaths in 2006.
- Up until 2006 stroke death rates in Hertford County placed above the state's rate. From 2005 to 2006 there was a considerable decrease, leaving Hertford County's death rate well below the state's.
- For the five year average from 2003-2007, Hertford County's death rate was 62 compared to the state at 58. However, the 2007 death rate was well above the state's rate.



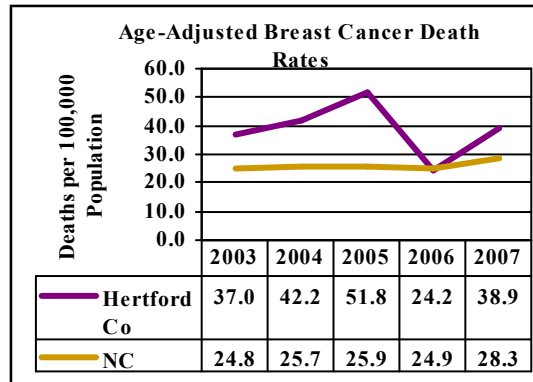
*Data listed under analysis sections have been rounded to the nearest whole number

* Data extracted from NC State Center for Health Statistics www.schs.state.nc.us/ unless otherwise indicated.

Priority: Breast Cancer

Analysis:

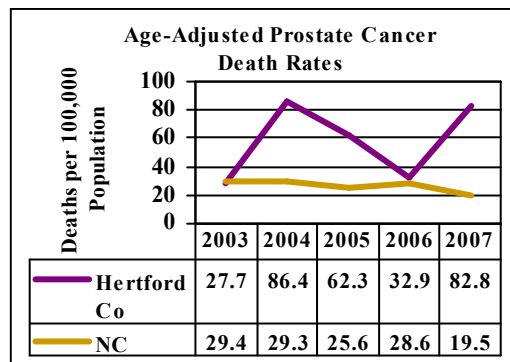
- In 2007 there were 5 deaths in Hertford County due to breast cancer; more than half of these deaths were minorities (3 AA, 2 White); There were 4 deaths in 2006.
- Up until 2005 breast cancer death rate in Hertford County held a steadily increasing place above the state's rate. Then fell to nearly the same rate in 2006.
- For the five year average from 2003-2007, Hertford County's death rate was 46 compared to the state at 39.



Priority: Prostate Cancer

Analysis:

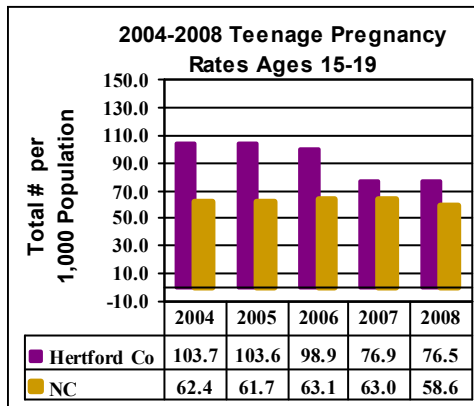
- There were 9 deaths in Hertford County due to prostate cancer; 88% of these deaths were minorities (8 AA, 1 White) There were 4 deaths in 2006.
- There was a considerable decrease in death rate from 2004 to 2006 for Hertford County, however the county continues to place above the state's rate.
- For the five year average from 2003-2007, Hertford County's death rate was 60 compared to the state at 28.



Priority: Teenage Pregnancy

Analysis:

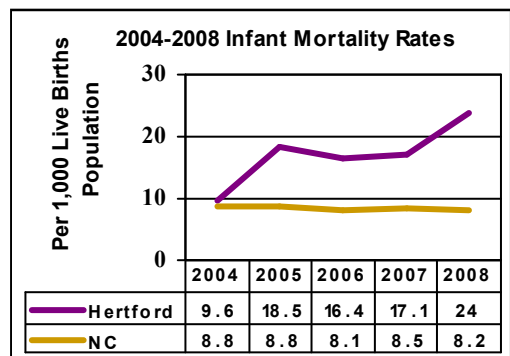
- There were a total of 75 pregnancies in females ages 15-19 in 2008 (66 minority, 9 White)
- Hertford County currently ranks #20 in the state for incidence of teen pregnancy**, an increase from 28th in the state in 2007.
- In 2008 Hertford County ranked 8th in 2nd pregnancies to teenage mothers.



Priority: Infant Mortality

Analysis:

- There were a total of 8 infant deaths in 2008 (6 minority, 2 white); 5 death in 2007 (4 minority, 1 white).
- Hertford County's rate continues to remain above the state's rate and is climbing.



Addressing Teen Pregnancy in Hertford County

HCPHA

- Implementing Adolescent Parenting Program to prevent second pregnancies and child abuse.
- Provided "Making Proud Choices", "Smart Girls" and "Let's Talk" comprehensive healthy behavior programs to Hertford County adolescents.

HP4H

- News release regarding high county pregnancy rates
- Established a Minister's Council to "Take the Message" to the Pulpit
- Provided "Teen Pregnancy Prevention" month activities
- Provided education and presentations on teen pregnancy primary prevention at health fairs, libraries and schools

Addressing Preconception Health in Hertford County

HCPHA

- Coordinating Hertford County Preconception Coalition (HCPC)
- Developed "Reproductive Life Planning" manual for adolescents.
- Family Planning Clinic
- Child Services Coordination (CSC)
- Family Child Coordination (FCC)
- Maternal Child Coordination (MCC)
- Community Outreach Advocacy
- Implemented "First Time Mothers" preconception program

*Data listed under analysis sections have been rounded to the nearest whole number

* Data extracted from NC State Center for Health Statistics www.schs.state.nc.us/ unless otherwise indicated.

Addressing Communicable Diseases in Hertford County

HCPHA

- Health In Motion (HIM) - Mobile medical van provides education and testing in the county
- Jail Education and Testing
- Nontraditional Outreach Community Testing
- STD Clinics
- Epidemiology Teams

HP4H

- News release regarding the county's high HIV and Sexually Transmitted Disease rates
- Established Partnership with the Northeastern NC Partnership for Public Health (NENCPPH)

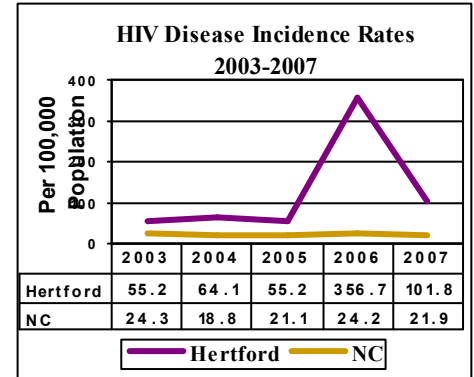
Priority: HIV Disease Incidence

Analysis:

HIV Cases in Hertford County By Year Reported

2008: 12 cases
2007: 10 cases
2006: 2 cases
2005: 3 cases

- 2008, there were 27 people living with HIV Disease in Hertford County.
- For the three year average 2005-2007, Hertford County's HIV average case rate was 15.8 compared to the states 20.1.
- 2008, Hertford County ranks #19 in HIV Disease
- **Notice of Change: In 2006, and 2007 the HIV ranking reports included prison rates. In 2008 prison rates are not included in this ranking.**



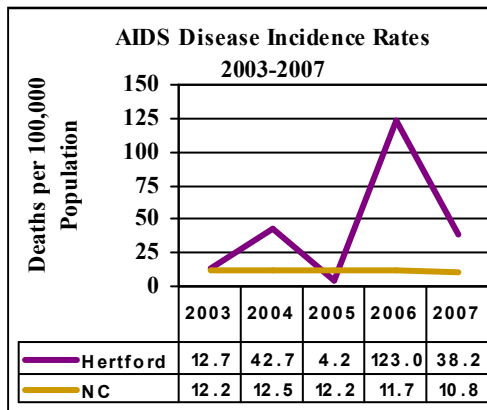
Priority: AIDS Disease Incidence

Analysis:

AIDS Cases in Hertford County By Year Reported

2008: 4 cases
2007: 4 cases
2006: 4 cases
2005: 1 case

- As of 2008 there were 40 people living with AIDS Disease in Hertford County.
- For the three year average from 2005-2007, Hertford County's AIDS average case rate was 14.4 compared to the state at 10.1
- 2008, Hertford County ranks # 12 in AIDS Disease
- **Notice of Change: In 2006, and 2007 the AIDS ranking reports included prison rates. In 2008 prison rates are not included in this ranking**



Priority: Sexually

Analysis:

- In 2008 there were 73 cases of Gonorrhea (rate -315) in Hertford County; compared to 41 cases in 2006 (rate - 174).
- In 2008 there were 155 cases of Chlamydia (rate - 668) in Hertford County; compared to 101 in 2007 (rate - 429).
- There were no cases of Syphilis in 2007-2008 and only 1 case (2006) in the past five years.
- STD encounters in the Hertford County Public Health Authority STD clinic increased by 83% from 142 in 2007 to 260 in 2008.

Emerging Health Concerns in Hertford County

- Pandemic Influenza Preparation
- Mental Health
- Arthritis
- Vector-related illnesses (i.e. Malaria)
- Motor Vehicular Accidents
- Influenza
- Pneumonia
- Youth Obesity

Top 5 Causes of Death 2008

Cause of Death:	# of Deaths	Death Rate
Cancer - All Sites	342	287.5
Heart Disease	318	267.3
Cerebrovascular Disease	97	81.5
Diabetes	81	68.1
Chronic lower respiratory diseases	60	50.4

*Data listed under analysis sections have been rounded to the nearest whole number

* Data extracted from HIV/STD Prevention and Care Branch www.epi.state.nc.us unless otherwise indicated.

How Can You Get Involved?

For more information contact the Health Promotion or the Health Planning Division with
Hertford County Public Health Authority at
(252) 358-7833 or go online to
www.hertfordpublichealth.com

For more information about
Hertford Partners for Health contact
Susan Askew at (252) 358-7833

Hertford County Public Health Authority

Administrative & Environmental Health Offices

801 North King Street
Winton, NC 27986
252-358-7833
(252)358-7869 fax

Chronic Disease Management and Outreach Services

714 Evans Street
Ahoskie, NC 27910
252-332-6650

Personal Health Services

828 South Academy St.
Ahoskie, NC 27910
252-332-6650

Health Promotion Services

800 Taylor Street
Winton, NC 27986
252-358-7833

WIC Services

718 Evans St.
Ahoskie, NC 27910
252-862-4217

Hertford Home Health Agency

704 Evans Street
Ahoskie, NC 27910
252-332-6747

Health Statistic Resources:

- **US Department of Labor** – www.bls.gov/lau/
- **National Center for Health Statistics**- www.cdc.gov/nchs
- **NC CATCH**- www.schs.state.nc.us/SCHS/catch/
- **NC Center for Health Statistics**- www.schs.state.nc.us/
- **NC Communicable Disease Information**-
www.epi.state.nc.us/
- **NC Health Information**- www.nchealthinfo.org
- **NC State Demographics**-demog.state.nc.us/
- **NC State Data Center**- sdc.state.nc.us
- **NC Vital Records**- vitalrecords.dhhs.state.nc.us
- **United States Census Bureau**- www.census.gov
- **NC NPASS**– www.eatsmartmovemorenc.com

Compiled By:
Susan Askew, BS
**Director of Community Health
Services**

**Submitted By the HCPHA
Community Health Services
Division**